


NPK®

Concrete Crusher



NPK®

www.npke.eu

a division of Nippon Pneumatic Mfg. Co. Ltd. Osaka Japan



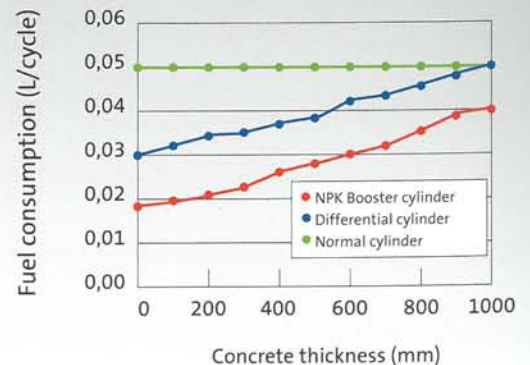
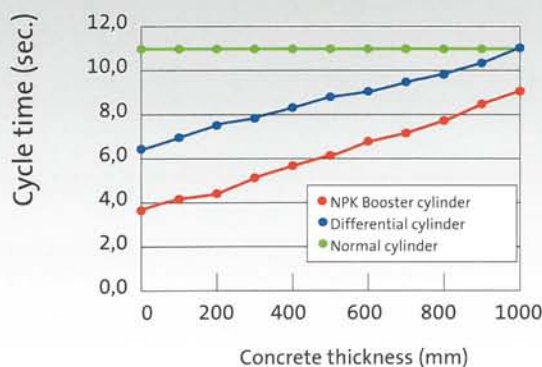

MORE POWER – MORE PRODUCTION

The main cylinder is designed so whenever the jaws meet resistance, the hydraulic booster is automatically activated. The pressure intensifier system has a relatively low oil flow; which produces faster cycle times and more crushing strength when compared to competitive crushers without a booster system. Additionally, other excavator's functions remain uninfluenced by this system. The integral booster reduces the total weight of the attachment, which allows a compact body design and affords ease of maintenance.



NPK POWERBOOSTER COMPARED WITH NORMAL CYLINDER AND DIFFERENTIAL CYLINDER*

Calculations show that the cycle time of a NPK booster cylinder defeats crushers with a normal cylinder or differential cylinder. The job is finished earlier, the profit is yours. Besides more production and more power, a shorter cycle time also results in less fuel consumption. A reduction of 25-50% per cycle is realistic!



* Figures based on theoretical calculations at 200 L/min

FEATURES

- Only NPK offers an exclusive integrated booster system that automatically activates when the jaws meet resistance.
- New SV-serie designed with double cylinder and double booster.
- New design small crushers X-serie.
- Low weight, long reach.
- Large jaw opening.
- Arm/Dipperstick mounted.
- Piston rod and hoses fully protected inside the crusher's frame.
- Slim-line design.
- 15 Models available to suit excavators from 1,3 - 100 tons.
- Fast opening/closing times from 2.3 sec's, in unloaded condition, produces 26 cycles a minute.
- Most models have 360° free hydraulic rotation.
- X-1 – X-7A are standard with 360° mechanical rotation or hydraulic rotation with rotator possible.
- Maintenance friendly.
- Reinforced steel cutters are standard.
- Low oil flow, ensures other functions of the excavator are not influenced.
- Excellent stability even for high-lift demolition.
- Reliable and efficient.
- No additional pressure reduction is required in the hydraulic system.



X-1

Excavator weight: 1,3 – 2 ton



X-7A

Excavator weight: 6 – 9 ton



S-23XCR

Excavator weight: 19 – 21 ton



SV-65XR

Excavator weight: 60 – 70 ton



TECHNICAL SPECIFICATIONS

Model	X-1	X-3A	X-3AR	X-4A	X-4AR	X-7A	X-7AR
Excavator weight (t)	1,3 - 2,0	2,5 - 4,0	2,5 - 4,0	3,5 - 5,5	3,5 - 5,5	6 - 9	6 - 9
Weight (kg)	130	280	313	350	375	670	700
Max. jaw opening (mm)	260	354	354	460	460	550	550
Working pressure (MPa)	21	21	21	21	21	25	25
Oil flow (l/min)	20 - 30	30 - 50	30 - 50	30 - 50	30 - 50	50 - 80	50 - 80
Rotation pressure (MPa)	x	x	22 - 32	x	22 - 32	x	22 - 32
Rotation oil flow (l/min)	x	x	6 - 25	x	18 - 25	x	18 - 25
Max. force (A) (kN)	240	320	320	330	330	490	490
Max. force (B) (kN)	x	480	480	500	500	771	771
Max. force (C) (kN)	860	920	920	1050	1050	1300	1300

HIGH SPEED

Opening time (sec.)	0,9	0,8	0,8	1,0	1,0	1,1	1,1
Closing time (sec.)	1,7	1,5	1,5	1,9	1,9	2,1	2,1
Total cycle time (sec)	2,6	2,3	2,3	2,9	2,9	3,2	3,2
Number of cycles (n/min)	23	26	26	21	21	19	19
Oil flow (l/min)	30	50	50	50	50	80	80

Model	S-13XCR	S-16XCR	S-23XCR	S-24XCR	S-36XCR	S-42XCR
Excavator weight (t)	10 - 15	14 - 18	19 - 21	29 - 27	29 - 38	39 - 48
Weight (kg)	1485	1820	2370	2520	3800	4550
Max. jaw opening (mm)	810	850	1020	1100	1355	1500
Working pressure (MPa)	25	25	28	25	25	25
Oil flow (l/min)	80 - 150	80 - 150	100 - 200	100 - 200	150 - 250	175 - 275
Rotation pressure (MPa)	14	14	14	14	14	14
Rotation oil flow (l/min)	10 - 15	10 - 15	10 - 15	10 - 15	20 - 30	20 - 30
Max. force (A) (kN)	660	710	890	1000	1400	1520
Max. force (B) (kN)	1070	1150	1390	1570	2200	2470
Max. force (C) (kN)	1750	2250	2910	3350	3800	4200


HIGH SPEED


Opening time (sec.)	1,6	1,8	2,0	2,0	2,9	3,0
Closing time (sec.)	2,3	2,5	2,5	3,5	3,8	4,4
Total cycle time (sec)	3,9	4,3	4,5	5,5	6,7	7,4
Number of cycles (n/min)	15	14	13	11	9	8
Oil flow (l/min)	150	150	200	200	250	275

Model	SV-24XR	SV-36XR	SV-47XR	SV-65XR	SV-100XR
Excavator weight (t)	19 - 27	29 - 38	39 - 48	60 - 70	80 - 100
Weight (kg)	2550	3920	4900	6625	9200
Max. jaw opening (mm)	1100	1350	1600	2000	2200
Working pressure (MPa)	28	25	26	26	28
Oil flow (l/min)	100 - 200	150 - 250	175 - 275	200 - 300	200 - 300
Rotation pressure (MPa)	14	14	14	14	14
Rotation oil flow (l/min)	10 - 15	20 - 30	20 - 30	20 - 30	20 - 40
Max. force (A) (kN)	1100	1260	1600	2140	2660
Max. force (B) (kN)	1620	1900	2583	3250	4200
Max. force (C) (kN)	3650	4150	4500	5780	7350

HIGH SPEED

Opening time (sec.)	2,2	2,0	2,8	3,8	5,7
Closing time (sec.)	4,0	3,9	6,0	8,5	11,8
Total cycle time (sec)	6,2	5,9	8,8	12,3	17,5
Number of cycles (n/min)	10	10	7	5	3
Oil flow (l/min)	200	250	275	300	300






X-series

X-serie

- Built-in booster! Cylinder with integrated booster.
- Less weight by compact design
- New tooth design with carbide sprayed coating.



SV-series

SV-serie

- Two cylinders with boosters.
- High power – low mass
- Extremely powerfull in its class
- Good visibility
- Less power loss during closing



S-XC serie

LONG REACH DEMOLITION

Used in long reach demolition, the crushers show their advantages even more. The slim design offers better visibility for the operator and reduces the chance of debris falling into or onto the crusher.

Also the NPK Booster system is unaffected by the back pressure in the return hoses. This is extremely important, since back pressure in the long hoses can influence the correct functioning of the hydraulic system and causes loss of power and speed.



S-23XCR Replaceable tooth

REPLACEABLE TEETH (OPTIONAL)

The concrete crushers (up to S-24XCR and SV-24XR) can be equipped with replaceable teeth, leading to easier replacement.

The crusher can remain on site, while the teeth are changed or removed for refurbishment.

Down time is therefore kept to an absolute minimum, greatly enhancing production.

HYDRAULIC HAMMERS



SHEET PILERS



STEEL SHEARS



X-Y-Z CONCEPT



COMPACTORS



CRUNCHERS



CRUSHERS



DEMOLITION GRABS



MULTI- PROCESSORS



Dealer:

NPK Europe (Holland) BV

P. O. Box 30157
3001 DD Rotterdam
The Netherlands
Tel: +31 10 205 1710
Fax: +31 10 205 1715
E-mail: info@npke.nl